

## Registering for a UC Scout Course!

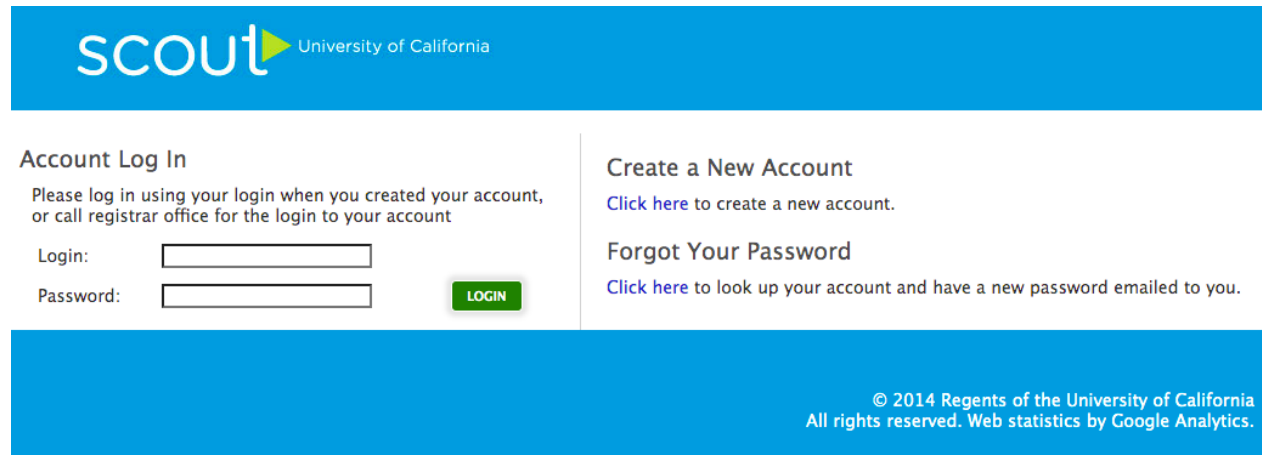
**Student:** Follow the directions below to enroll into your UC Scout course using the *Reservation/Enrollment Ticket* **provided by your teacher!** Your ticket is a combination of letters and numbers and will look like this:

**Example Ticket:** SA1QitxHN716ce7cde

Use Google Chrome or Firefox, (do not use Safari or Internet Explorer)

**New Student,** create an account with your information. **DO NOT** create an account with your guardian's information.

**Step 1:** [Click here](#) to create a new account, OR log into your *existing* UC Scout account.




The screenshot shows the UC Scout website interface. At the top, there is a blue header with the "scout" logo and "University of California" text. Below the header, the page is divided into two main sections. On the left, under "Account Log In", there is a prompt to log in with existing credentials, followed by input fields for "Login:" and "Password:", and a green "LOGIN" button. On the right, under "Create a New Account", there is a link to "Click here to create a new account." and a "Forgot Your Password" section with a link to "Click here to look up your account and have a new password emailed to you." At the bottom right of the page, there is a copyright notice: "© 2014 Regents of the University of California. All rights reserved. Web statistics by Google Analytics."

You can also navigate to this page by visiting [ucscout.org](http://ucscout.org) > *Login* > *Access Your Account Login*

### Don't forget to:

1. *Write down your login ID and password!*
2. *Write down your secret Question and Answer. You will need this information to send yourself a password reset!*
3. *Save this in a safe and secure location*

**Step 2:** Once logged in, select *Enrollment* > *Reservation Ticket*



**Step 3:** Copy and paste the reservation ticket given to you by your teacher and click *Look Up!*

Make sure not to copy and paste an extra space, as our system will not be able to locate your ticket or course!

**YES:**

**Reservation Ticket:** SA1QitxHN716ce7c

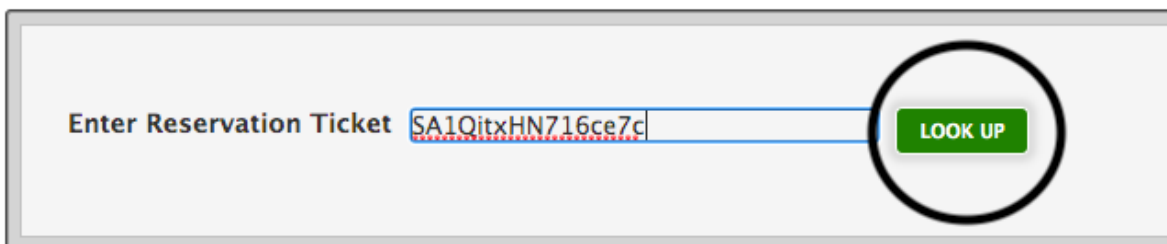
**NO:**

**Reservation Ticket:** SA1QitxHN716ce7c

Has an extra space at the end

## Enrollment

### Reservation Tickets



Enter Reservation Ticket


**Step 4:** Confirm the course information is correct and select *Register*

Offering: Art History and Appreciation (Core On Demand)

Section Number: AH140-008

Section Description: This course begins May 4, 2020. The final enrollment date is July 15, 2020. The course ends Septemeber 10, 2020.

Dates: 5/4/20 - 9/10/20

Time: 12:01 AM 

Costs: FREE

**REGISTER**

**Step 5:** It will take one hour for your new enrollment to process! **Wait one hour**, then [click here](#) to log into the online classroom!



Login:

Password:

[Forgot Password?](#)  
[Login Help](#)

**Login**

You can also navigate to this page by visiting [ucscout.org](https://ucscout.org) > *Login* > *Access the Online Classroom*